

Gain Insight into the Performance of Your Pressure Relief Valves



Pressure Relief Valve Monitoring

Gain insight into your pressure relief valve performance to optimize your valve maintenance schedules and reduce operational costs while ensuring safety and maintaining regulatory compliance



Beyond Regulatory Compliance

Undetected Pressure Relief Valve (PRV) relief events may affect valve performance, leading to leakage or failure to reclose after a release. In addition to safety and regulatory concerns, an undetected failure may cause significant costs in product and energy losses that could remain unnoticed for years.

Monitoring PRVs provides real-time information that enables you to proactively develop proper corrective actions, optimize maintenance schedules, and improve asset management while ensuring regulatory compliance.

In one of the largest refineries in the world, the alarms and health indications from the continuous online monitoring network enabled the refinery to initiate corrective actions when leakage occurred, saving over \$500,000 / year from leaking vent valves and PRVs. In addition, they have saved over \$200,000 / year in hydrocarbon losses.



The ability to pinpoint malfunctioning or stuck-open PRVs saves weeks and even months of high flow releases. "Every hazardous material relief valve event detection results in approximately \$2,500-\$50,000 in savings from un-wanted fines, potential process downtime and manpower hours used." – U.S. Refinery



"Some of these valves are located 25 meters high on top of the boilers and are difficult to check visually by operators. Remote monitoring significantly improved operator safety and improved reporting of releases." – UK Power Plant



The owner or operator must equip each affected pressure relief device with a device(s) or use a monitoring system that is capable of: (A) Identifying the pressure release; (B) Recording the time and duration of each pressure release; and (C) Notifying operators immediately that a pressure release is occurring. (§ 63.648 Equipment leak standards) – EPA 40 CFR 63 Subpart CC –






Better understanding of relief events will enable more profitable operations with improved safety and reliability

“The increased throughput and revenue was an unexpected bonus.”

- At a U.S. Refinery, PRV monitoring had an estimated ROI of 271% and paid for itself within 5 months.



Monitoring PRVs Can Expedite Your Journey to Operational Efficiency



Regulatory Compliance

- Immediate notification of events to reduce severity of releases
- Time-stamped alerts for root cause analysis, simplifying compliance



Safety

- Monitor relief events without manual rounds, keeping employees safe
- Real-time logging enables faster and more precise corrective actions



Reliability

- Detect leakage caused by improper valve seating and stuck-open valves
- Real-time analytics to increase availability optimizing overhaul scheduling



Cost Reduction

- Troubleshoot correlating relief events against process data
- Adjust operating pressures to improve plant performance

Simplify Pressure Relief Valve Monitoring and Event Detection

See

Devices provide data foundation



MONITORING

Temperature



Acoustic Level



Decide







Analytics transform data into actionable information for intelligent decision making



- PRV event detection (releases)
- Excess emissions
- Lost production costs

Act

Preventative and proactive actions can be taken

-  Repair/replace pressure relief valves
-  Recoup production losses
-  Simplify regulatory compliance
-  Reduce fugitive emission fines

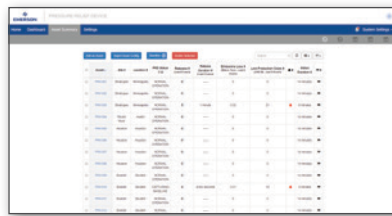
Intuitive Interface Allows Instant Identification and Diagnosis

Dashboard



- Aggregated view of all assets
- Quickly identify number of releases and duration
- Recognize business impact with production loss calculation

Asset Summary



- Tabular summary of every asset
- Searchable and sortable for quick identification / prioritization
- Exportable for custom reports

Asset Details



- Information pertaining to location, process details
- Basic device information (power module status) to ensure reliable data
- Specific PRV history

Event Log Collects Relevant Information to Simplify Regulatory Compliance

Event Log

Regulatory Reporting



- Summary of releases and events
- Exportable for custom reports
- Ability to insert Inspection ID, date, and explanation

Pre-built



- Easily deployed via a virtual machine
- Access from multiple web browsers
- Quick start up and configuration
- Integrate with existing wireless infrastructure





Scalable



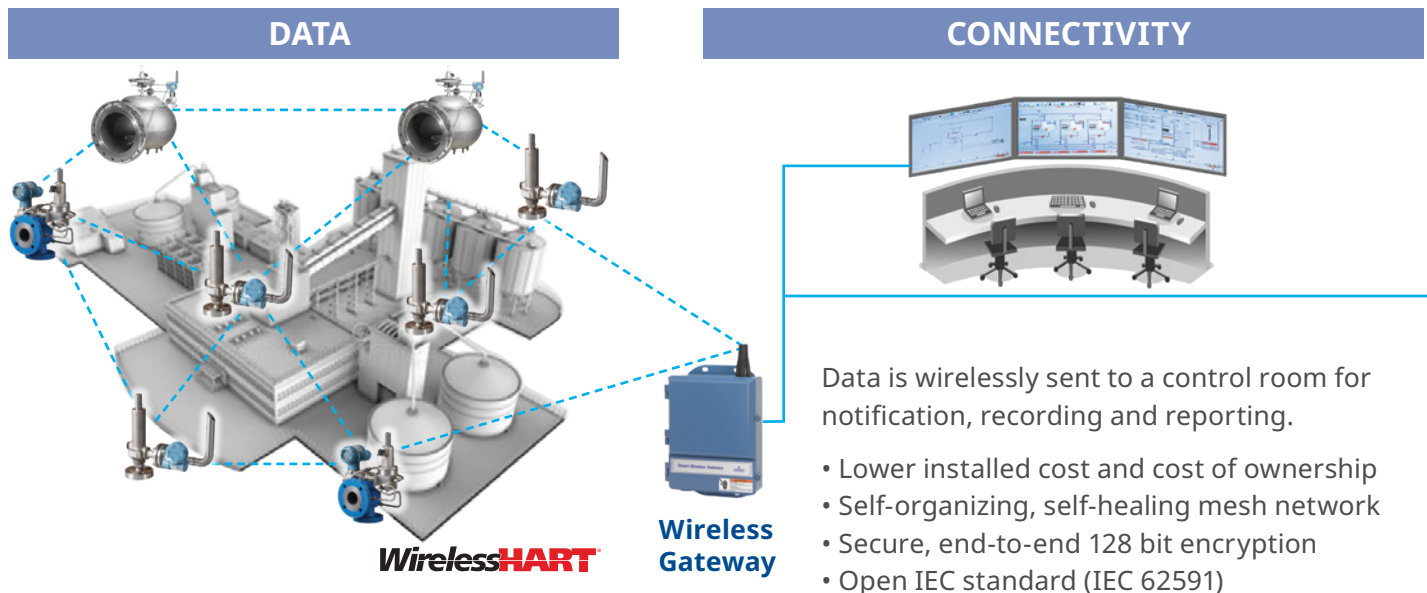
- Steam traps, safety showers, pumps, heat exchangers, and more
- Integration with OSIsoft PI System™ and other data historians
- Deploy in small, large or enterprise-wide operations

Monitoring Solutions for Any PRV Application

Monitoring can be applied to a wide range of PRV installations. Emerson has the most comprehensive portfolio of pressure relief valves designed for gas, steam, and liquid services from cryogenic applications to super-critical boilers.

			
<p>All PRVs Non-Intrusive</p> <p>Rosemount™ 708 Wireless Acoustic Transmitter</p> <ul style="list-style-type: none"> • Event Timestamp and Duration • Leakage Detection 	<p>Direct Spring PRVs</p> <p>Fisher™ 4400 Wired Position Monitor</p> <ul style="list-style-type: none"> • Event Timestamp and Duration • Volumetric Release 	<p>Pilot-Operated PRVs</p> <p>Rosemount 2051/3051 Wireless/Wired DP Transmitter</p> <ul style="list-style-type: none"> • Event Timestamp and Duration • Volumetric Release 	<p>Balanced Bellows PRVs</p> <p>Rosemount 2051/3051 Wireless/Wired Pressure Transmitter</p> <ul style="list-style-type: none"> • Instant Notification of Bellows Failure • Fugitive Emission Calculation

How does it work?



Solutions Overview



Monitoring Solution	Rosemount 708 Wireless Acoustic Transmitter	Fisher 4400 Wired Position Transmitter	Rosemount 2051/3051 Wireless/wired Differential Pressure Transmitter	Rosemount 2051/3051 Wireless/wired Pressure Transmitter
Valve Type	All Valves	Crosby™ J-Series Direct Spring Valves	Anderson Greenwood™ High and Low Pressure Pilot Valves	Crosby J-Series Direct Spring Valves
Installation	Non-intrusive, install on pipe	Relief Valve OEM Mounting Kit	Relief Valve OEM Mounting Kit	Relief Valve OEM Mounting Kit
Relief Detection	Time and Duration	Time, Duration, and Lift	Time, Duration, and Lift	N/A
Relief Event	Yes	Yes	Yes	N/A
Passing / Leakage	Seat Leakage	Yes (Valve not reseating)	No	No
Bellows Leakage	No	No	No	Yes
Volumetric Release	Assumes full lift	Yes, based on lift %	Yes, based on lift %	Yes (From Bellows Leak)
Application / Use	Gas, Liquid and Steam	Gas, Liquid, and Steam	Gas, Liquid, and Steam	Gas, Liquid, and Steam
Detection Principle	Acoustic and pipe surface temperature	Movement of valve stem down to 1/10 th in.	Differential pressure between inlet and dome	Pressure of the Bellows/ Piston chamber
Update Rate	1 sec to 60 minutes	Continuous	Wired: Continuous Wireless: 1 sec to 60 minutes	Wired: Continuous Wireless: 1 sec to 60 minutes
Power Module Life (Wireless Only)	3.8 years @ 4 second update rate	Not Applicable	2.2 years @ 4 second update rate	2.2 years @ 4 second update rate
Connectivity/GUI Through WirelessHart® Gateway	Plantweb Insight app; AMS; Modbus® RTU/TCP, OPC and EtherNet/IP	AMS; Modbus® RTU/TCP, OPC and EtherNet/IP	Plantweb Insight app; AMS; Modbus® RTU/TCP, OPC and EtherNet/IP	AMS; Modbus® RTU/TCP, OPC and EtherNet/IP

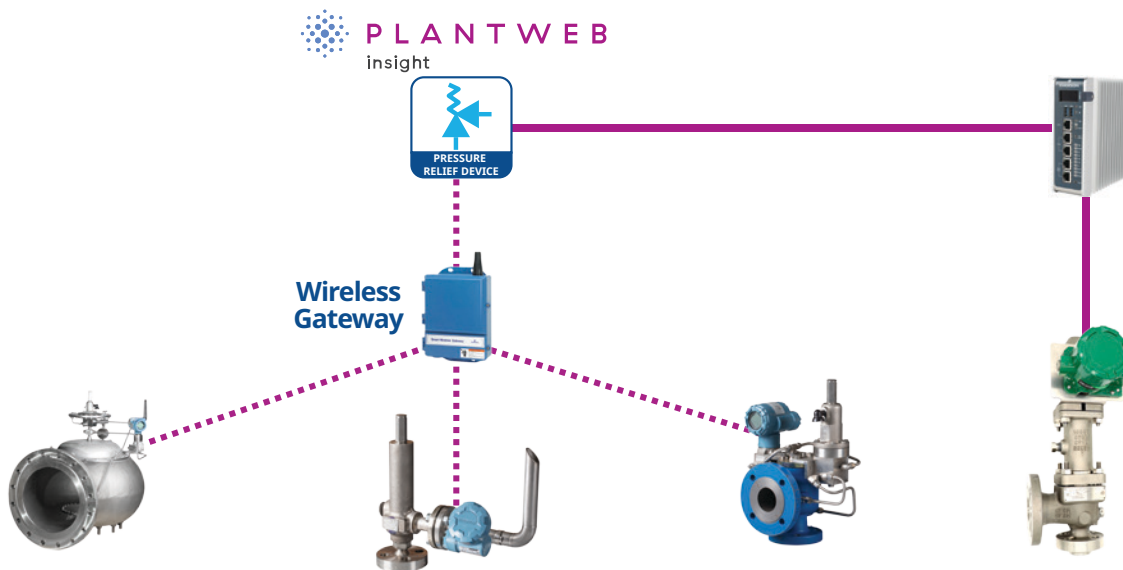
WIRED DATA

ANALYTICS



PLANTWEB
insight

Increase Operational Efficiency with Pressure Relief Valve Monitoring



From cryogenic applications to super-critical boilers, Emerson has the most comprehensive range of pressure relief valves for gas, steam, liquid, and mixed phases applications. Our unmatched technology and applications expertise provides simple and reliable solutions to your monitoring needs.

Emerson

Americas

T +1 800 558 5853
T +1 972 548 3574

Europe

T +39 051 419 0611

Asia Pacific

T +65 6777 8211

Middle East / Africa

T +971 4811 8100

✉ webadmin.regulators@emerson.com

🌐 Emerson.com

📘 Facebook.com/EmersonAutomationSolutions

🌐 LinkedIn.com/company/emerson-automation-solutions

✂ X.com/emr_automation